
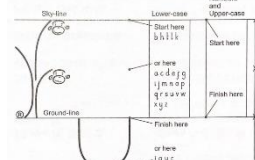
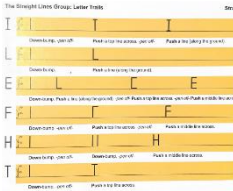






<p>Writing (Year 1 & 2)</p> <p>There is a simple powerpoint on the Home Learning Section on the website if you would like to use that.</p>	<p>Kinetic Letters Handwriting (Year 1 & 2)</p> <p>Miss Wilcox will record a Kinetic Letters lesson video each week and the link will be on the Home Learning Section on the website.</p>	<p>Phonics (Year 1, but good for Year 2 to revise)</p> <p>Miss Wilcox will record a Phonics lesson video each week and the link will be on the Home Learning Section on the website. There is also a printable sheet for children to use to revise both phonemes on the website.</p>
<p>This week's focus for your writing is using 'Adjectives'.</p> <p>An adjective is a word that describes an animal, person, thing, or thought. Adjectives include words that describe what something looks like and what it feels like to touch, taste or smell. Adjectives can be colours and words that describe temperatures and sizes.</p> <p>Work through the BBC Bitesize Adjectives Lesson, there is a quiz for you to complete too!</p> <p>https://www.bbc.co.uk/bitesize/topics/zrqqtfr/articles/zy2r6yc</p> <p>You could also work through this lesson;</p> <p>https://youtu.be/IT-G4c2-CHU</p> <p>Complete the 'adjectives' sheet once you've learnt what an 'Adjective' is.</p> <p>For your independent writing this week, draw or find a picture of your favourite dinosaur. Complete some writing about your dinosaur making sure to use some exciting adjectives.</p> <p>Year 1 – Please write 3 captions e.g. a long, grey neck</p> <p>Year 2 – Please write 3 extended sentences e.g. The Diplodocus has a very long, dark grey neck that is curvy.</p>	<p>Part 1 – The 'Animal Positions'.</p> <p>Animal Positions</p> <p>★ Teach pupils while they are important and show the right posture to achieve the strong version of each. Photograph each in each position. Show and create a display in each classroom (see below)</p>  <p>Practise each of the 'animal positions' making sure your body is as strong as it can be. Maybe complete an activity this week in each of the positions e.g. watching TV in 'Gorilla', reading your book in 'Lizard', 'brushing your teeth in 'Meerkat'.</p> <p>Part 2 – Heights and Proportion</p>  <p>Spend time revising the facts in this diagram.</p> <p>Part 3 – Capital Letters Straight Lines Group</p>  <p>All of these letters are made by 'Brave Monkey'</p> <p>All of these letters begin with a 'down-bump'.</p>	<p>Year 1 – Learn to read and write the phonemes 'ew' and 'ire'</p> <p>Practise reading the words on the flashcards below – do you know what the words mean? Can you say them in a sentence?</p> <div style="display: flex; justify-content: space-around; align-items: center;"> <div style="text-align: center;">  <p>ew</p> <p>chew the stew</p> <p>3: knee, knew, flew, blew, few, crew, newt, screw, drew, green, steam</p> </div> <div style="text-align: center;">  <p>ire</p> <p>fire, fire!</p> <p>3: fire, here, wire, spire, bonfire, inspire, compare</p> </div> </div> <p>Watch the following 'Geraldine the Giraffe' videos to help you learn the phonemes;</p> <p>ew – https://youtu.be/ZoJmFjUAGh4</p> <p>ire – Sadly Geraldine hasn't learnt 'ire' so no video for this phoneme 😞</p> <p>Write a sentence using one of the words on each of the flashcards above.</p> <p>e.g. I drew a big, greewn newt. The wire was on fire!</p> <p>Play the following game to practise reading the phonemes learnt;</p> <p>https://www.phonicsplay.co.uk/resources/phase/5/picnic-on-pluto</p>
<p>Reading</p>		<p>Maths</p>
<p>Individual Reading</p> <p>We expect you to read a few pages each day and record on your grid.</p> <p>You can read your School Reading Book, one of your own books or a book from Oxford Owl. https://www.oxfordowl.co.uk/login?active-tab=students</p> <p>Owls – Username: owlclass2020 Password: Owls2020</p> <p>Buzzards – Username buzzardclass2020 Password: Buzzards2020</p> <p>Sparrows – Username sparrowclass2020 Password: Sparrows2020</p>	<p>Reading Comprehension</p> <p>These can be found on the Home Learning Section on the website;</p> <p>Year 1 Reading Comprehension – Lizards</p> <p>Year 2 Reading Comprehension – Rocket Boy</p>	<p>Year 1 – Numbers to 20. (lessons 6-10)</p> <p>https://classroom.thenationalacademy/units/numbers-to-20-82de 10 lessons</p> <p>Year 2 – Money (lessons 6-10)</p> <p>https://classroom.thenationalacademy/units/money-88ba 10 lessons</p>

Wider Curriculum Areas – You could also complete one or more of the Dinosaur Planet Family Challenges (the ideas page is on the Home Learning Website)			
P.E. – Monday, Wednesday & Friday at 9am	Art	History	Science
<p>The key-worker children attending School will be taking part in Joe Wicks' live workouts. Maybe you can join in too to kickstart your home-learning!</p> <p>https://www.youtube.com/c/TheBodyCoachTV</p> <p>There is also a good playlist titled 'Kids Workouts to do at Home' which are effective as a P.E. Lesson.</p>	<p>Create a large scale dinosaur model using your choice of material! Maybe you could use a construction kit you have at home e.g. lego or knex. You could also use junk modelling – maybe gather some thrown out cereal boxes and bottles!</p>  <p>Or you could follow this tutorial to make a 'box dinosaur'.</p> <p>https://www.bbc.co.uk/cbeebies/makes/mister-maker-box-dinosaur</p> <p>Don't forget to post a photo of your make or email it to us!</p>	<p>Find out about Mary Anning by listening to this video.</p> <p>https://www.bbc.co.uk/teach/class-clips-video/true-stories-mary-anning/zn7gd6f</p> <p>Work through this BBC Bitesize Lesson</p> <p>https://www.bbc.co.uk/bitesize/topics/2d8fv9q/articles/zf6vb82</p> <p>Afterwards, write down 3 things you can remember about Mary Anning or complete the 'fact file'.</p> 	<p>'Dinosaurs and their Fossils' Activity Sheet</p> <p>Look at the photographs of the different dinosaur fossils. Can you match them to the correct dinosaur?</p> <p>You could also have some fun playing this Dinosaur Fossil Hunting Game and practise your tablet/keyboard skills at the same time.</p> <p>https://pbskids.org/dinosaurtrain/games/fossilfinder.html</p>
Well-being Ideas		Weekly Assembly	
<p>Guided Meditation</p> <p>https://youtube.com/playlist?list=PLM_5z7EKcBv-Hy4_jL002PFzIBu5hSBMfg</p> <p>https://annakaharris.com/mindfulness-for-children/</p> <p>Mindfulness Colouring</p> <p>https://www.twinkl.co.uk/resource/t-c-1551-mindfulness-colouring-sheets-bumper-pack</p> <p>Dinosaur Yoga</p> <p>https://www.youtube.com/watch?v=OEiYLxmPQHU&feature=youtu.be</p>		<p>We will be using the 'Picture News' virtual assembly each week.</p> <p>The link will be posted onto the Home Learning Section on the School Website.</p> <p>Perhaps you could watch the assembly and put your comments onto the Padlet or send to Miss Wilcox.</p>	

NB: Please remember to upload your work to either the Class Dinosaur Planet Padlet or emailing it to Miss Wilcox homelearning@raundsparkinfants.org.uk by the end of the day Friday.

Learning from Home with Raunds Park Infant School - <https://www.raundsparkinfants.org.uk/ks1-home-learning>
 Years 1 & 2 – Owls, Buzzards & Sparrows – WB 18th January 2021

Contact Details	Twitter	Padlets
Miss Wilcox (Owls) – karenwilcox@raundsparkinfants.org.uk	Owls – https://twitter.com/MissW_Owls	Owls – https://padlet.com/karenwilcox/dinosaurplanet2020
Mr Fisher (Buzzards) – LFisher@raundsparkinfants.org.uk	Buzzards – https://twitter.com/MrF_buzzards	Buzzards – https://padlet.com/MrF_Buzzards/dinosaurplanet
Miss Fry (Sparrows) – rosiefry@raundsparkinfants.org.uk	Sparrows – https://twitter.com/MissF_Sparrows	Sparrows – https://padlet.com/rosiefry/dinosaurplanet2021

Owl Class Zoom Sessions Meeting ID and Password sent out in Parentmail 08.01.21	Buzzard Class Zoom Sessions Meeting ID and Password sent out in Parentmail 08.01.21	Sparrow Class Zoom Sessions Meeting ID and Password sent out in Parentmail 08.01.21
Every Monday at 1.30pm (story-time) Every Friday at 9.30am (circle-time and Star of the Week at home announcement)	Every Monday at 2.00pm (story-time) Every Friday at 10.00am (circle-time and Star of the Week at home announcement)	Every Monday at 2.30pm (story-time) Every Friday at 10.30am (circle-time and Star of the Week at home announcement)

